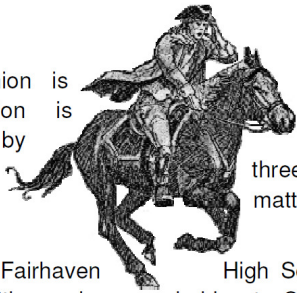


# FAIRHAVEN HIGH SCHOOL CLASS OF 1976



## 35<sup>th</sup> CLASS REUNION NEWSLETTER REUNION ON THE RIVER MAY-SUMMER VOL 2 ISSUE 4

The Reunion is coming....  
the reunion is coming!  
One if by land, two  
if by sea, three if by air,  
by air? No matter just be  
there!



Attend the Fairhaven High School Class of '76's 35<sup>th</sup> reunion held at Seaport Inn Fairhaven Ma.


Doors open at 6pm. Go to <http://www.fshc76.com> for information. Become part of the reunion revolution.

Reunion is almost here! One more month! Will you be there? Ensure your tickets today by sending funds to FHS Class 76 35<sup>th</sup> Reunion c/o 51 Duke Street New Bedford Mass. 02740. Tickets are \$55/pp and include an elegant dinner by Exclusive Buffet Catering, live band and your old friends.

Directions and other information are published on the class web site. If you have questions email Dave at [davidf13@localnet.com](mailto:davidf13@localnet.com) and a reply will be sent ASAP upon receiving your inquiry.

Our web site group continues to busy themselves with creating a CD compilation of our time at Fairhaven High with photographs of our "ageless" classmates. This video time capsule of FHS's Class of 1976 will be available at the reunion and donations are accepted for the Class Treasury. Doors open at 6PM Need a room? We set aside some rooms just for you.

*Interested touring NB/Fairhaven Harbor?*



*Friday Evening June 24<sup>th</sup> 2011 Harbor Cruise.*

**City by the Sea... Discover Historic New Bedford Harbor!**  
*Come experience the hidden jewel of the South Coast, where whaling history comes alive! Sail the same waters as Herman Melville and Joshua Slocum. See a real working waterfront. Who better to guide you through our dynamic and beautiful harbor than our experienced sea captains? Our clean, quiet vessel takes you and your out-of-town visitors on a relaxing, narrated cruise around historic New Bedford Harbor. All tours depart from Fisherman's Wharf, Pier 3 @ the Waterfront Visitor's Center.*



Take a 70-minute tour! We continue to seek classmates interested in this tour after the Tasting tour at the High School. Pricing depends on number of classmates attending tour. \$14 a ticket so far. Children welcome @ \$12. Contact Tom: [tommcgre@aol.com](mailto:tommcgre@aol.com) or Dave: [davidf13@localnet.com](mailto:davidf13@localnet.com).

**The Back Eddy.** Beginning 5pm, at the Back Eddy restaurant on the Westport River's edge. The actual Address is 1 Bridge Road, but using GPS, (It's a geek thing), the address shows up as 4 Cherry and Webb Lane. A group of classmates gathering to kickoff the Reunion weekend. You can join in on the party also. Dress is very "beach" casual.



Come as you are and enjoy!

# FAIRHAVEN HIGH SCHOOL CLASS OF 1976



## 35<sup>th</sup> CLASS REUNION NEWSLETTER REUNION ON THE RIVER MAY-SUMMER VOL 2 ISSUE 4

Activities for the weekend are being planned. Reunion Council would like to make this a three day event allowing classmate's time together to enjoy our unique diversity.




Kick it off with Evening of Taste @ FHS on June 24<sup>th</sup>



A few classmates' emails asked about swimming at Fort Phoenix Beach. Okay, who's interested in taking a dip? Friday, Saturday before the reunion) or Sunday after brunch? E-mail Dave or Tom if interested or other ideas.

**With regret we want to inform the class of another classmate passing. Third member of our class to leave us this year.**

Mitchell J. Mello, 53, of Fairhaven passed away unexpectedly Sunday, April 24, 2011 at St. Luke's Hospital in New Bedford. Born in Acushnet, the son of Annabelle (Brennan) Fairhaven Antone F. Mello, he lifelong



Mello of and the late "Tony" was a resident of Fairhaven.

Mitchell graduate High School and he attended SMU in Dartmouth. He was a manager at Price Rite for the past 10 years. He was a communicant of St. Joseph's Church in Fairhaven and enjoyed cooking, boating and was a member of the Friendly Son's of St. Patrick. Survivors include his mother; two daughters, Traci and Erin Mello both of Fairhaven; two brothers, Dale and Douglas Mello both of Fairhaven; a grandson, Mason; his longtime companion, Xiomara Sena of Providence, RI; and several aunts, uncles and cousins. His funeral will be Friday, April 29, 2011 at 9:00 AM from the funeral home followed by a Mass of Christian Burial at 10:00 AM in St. Joseph's Church, Fairhaven. Interment will be in Nasketucket Cemetery, Fairhaven.

OUR CLASSMATES SAFETY IN CYBER SPACE.

**3 Facebook Settings Every User Should Check**

# FAIRHAVEN HIGH SCHOOL CLASS OF 1976



## 35<sup>th</sup> CLASS REUNION NEWSLETTER REUNION ON THE RIVER MAY-SUMMER VOL 2 ISSUE 4

In December 2010, Facebook made a series of bold and controversial changes regarding the nature of its users' privacy on the social networking site. The company once known for protecting privacy to the point of exclusivity (it began its days as a network for college kids only - no one else even had access), now seemingly wants to compete with more open social networks like the micro blogging media darling Twitter.

Skip to next paragraph those of you who edited your privacy settings prior to December's change have nothing to worry about - that is, assuming you elected to keep your personalized settings when prompted by Facebook's "transition tool." The tool, a dialog box explaining the changes, appeared at the top of Facebook homepages this past month with its own selection of recommended settings. Unfortunately, most Facebook users likely opted for the recommended settings without really understanding what they were agreeing to. If you did so, you may now be surprised to find that you inadvertently gave Facebook the right to publicize your private information including status updates, photos, and shared links.

Want to change things back? Read on to find out how.

A) Who Can See The Things You Share (Status Updates, Photo, Videos, etc.) Probably the most critical of the "privacy" changes (yes, we mean those quotes sarcastically) was the change made to status updates. Although there's now a button beneath the status update field that lets you select who can view any particular update, the new Facebook default for this setting is "Everyone." And by everyone, they mean everyone. If you accepted the new recommended settings then you voluntarily gave Facebook the right to share the information about the items you post with any user or application on the site. Depending on your search settings, you may have also given Facebook the right to share that information with search engines, too. To change this setting back to something of a more private nature, do the following: 1. From your Profile page, hover your mouse over the Settings menu at the top right and click "Privacy Settings" from the list that appears. 2. Click "Profile Information" from the list of choices on the next page. 3. Scroll down to the setting "Posts by Me." This encompasses anything you post, including status updates, links, notes, photos, and videos. 4. Change this setting using the drop-down box on the right. We recommend the "Only Friends" setting to ensure that only those people you've specifically added as a friend on the network can see the things you post.

B) Who Can See Your Personal Info Facebook has a section of your profile called "personal info," but it only includes your interests, activities, and favorites. Other arguably more personal information is not encompassed by the "personal info" setting on Facebook's Privacy Settings page. That other information includes things like your birthday, your religious and political views, and your relationship status.

After last month's privacy changes, Facebook set the new defaults for this other information to viewable by either "Everyone" (for family and relationships, aka relationship status) or to "Friends of Friends" (birthday, religious and political views). Depending on your own preferences, you can update each of these fields as you see fit. However, we would bet that many will want to set these to "Only Friends" as well. To do so:

1. From your Profile page, hover your mice over the Settings menu at the top right and click "Privacy Settings" from the list that appears.
2. Click "Profile Information" from the list of choices on the next page.
3. The third, fourth, and fifth item listed on this page are as follows: "birthday," "religious and political views," and "family and relationship." Locking down birthday to "Only Friends" is wise here; especially considering information such as this is often used in identity theft.
4. Depending on your own personal preferences, you may or may not feel comfortable sharing your relationship status and religious and political views with complete strangers. And keep in mind; any setting besides "Only Friends" is just that - a stranger. While "Friends of Friends" sounds innocuous enough, it refers to everyone your friends have added as friends, a large group containing hundreds if not thousands of people you don't know. All it takes is one less-than-selective friend in your network to give an unsavory person access to this information.

### C) What Google Can See - Keep Your Data Off the Search Engines?

1 When you visit Facebook's Search Settings page, a warning message pops up. Apparently, Facebook wants to clear the air about what info is being indexed by Google. The message reads: There have been misleading rumors recently about Facebook indexing all your information on Google. This is not true. Facebook created public search listings in 2007 to enable people to search for your name and see a link to your Facebook profile. They will still only see a basic set of information.

2 While that may be true to a point, the second setting listed on this Search Settings page refers to exactly what you're allowing Google to index. If the box next to "Allow" is checked, you're giving search engines the ability to access and index any information you've marked as visible by "Everyone." As you can see from the settings discussed above, if you had not made some changes to certain fields, you would be sharing quite a bit with the search engines...probably more information than you were comfortable with. To keep your data private and out of the search engines, do the following:

1. From your Profile page, hover your mice over the Settings menu at the top right and click "Privacy Settings" from the list that appears. 2. Click "Search" from the list of choices on the next page. 3. Click "Close" on the pop-up message that appears. 4. On this page, uncheck the box



# FAIRHAVEN HIGH SCHOOL CLASS OF 1976



## 35<sup>th</sup> CLASS REUNION NEWSLETTER REUNION ON THE RIVER MAY-SUMMER VOL 2 ISSUE 4

labeled "Allow" next to the second setting "Public Search Results." That keeps all your publicly shared information (items set to viewable by "Everyone") out of the search engines. If you want to see what the end result looks like, click the "see preview" link in blue underneath this setting. Take 5 Minutes to Protect Your Privacy

While these three settings are, in our opinion, the most critical, they're by no means the only privacy settings worth a look. In a previous article (written prior to December's changes, so now out-of-date), we also looked at things like who can find you via Facebook's own search, application security, and more. While you may think these sorts of items aren't worth your time now, the next time you lose out on a job because the HR manager viewed your questionable Facebook photos or saw something inappropriate a friend posted on your wall, you may have second thoughts. But why wait until something bad happens before you address the issue? Considering that Facebook itself is no longer looking out for you, it's time to be proactive about things and look out for yourself instead. Taking a few minutes to run through all the available privacy settings and educating yourself on what they mean could mean the world of difference to you at some later point...That is, unless you agree with Facebook in thinking that the world is becoming more open and therefore you should too.

All Class Homecoming Breakfast will be held at FHS cafeteria on Sunday, June 26, 2011 9:00-11:00. Hosted by the Class of 1961 and catered by Courtyard Restaurant. Tickets are \$10 and are limited. No tickets will be sold at the door. If you would like to reserve tickets before they go on sale to the public contact Linda at [Lincuff29@aol.com](mailto:Lincuff29@aol.com) or 508-996-5977.



### Reunion Intel (411) provided

If you need to land at the local (T.F.Green or Logan) airports or find some local flavor (or Mom& Dad's place) lodging arrangements.


[www.fshc76.com](http://www.fshc76.com)

[HTTP://www.fshc76.com/Alum\\_411.html](http://www.fshc76.com/Alum_411.html)



This photo was the contribution of Kristen Krochell. Search old shoe boxes in your closets, basements. As the bottom of the floats states, "The Spirit Lives On". View this and more photos on the class Facebook page or on the class own web site [www.fshc76.com](http://www.fshc76.com).

**Update your contact information today.**



Go to [www.fshc76.com](http://www.fshc76.com) or join us on facebook.com. Join the Network Reunion Revolution. Will you be there?

Toast our class on 6/25/11.



**Any classmate or friends needing an invite? Contact us so we can get the word out!**

One more newsletter left until 35<sup>th</sup> reunion. Your newsletter staff will take a break after 35<sup>th</sup> reunion. We'll be back a year before the 40<sup>th</sup> to begin notifying you for the 40<sup>th</sup> reunion.

FHS Class '76 E-Newsletter published 4 to 12 times per year to highlight information we hope you find relevant to our 35th reunion. Opinions expressed in newsletters



are solely those of our Editorial Team or our web site and do not reflect views of the Fairhaven High School administration, Staff at FHS or any of its affiliates.